



LICKS DE ROCK E BLUES


INTRODUÇÃO

Determinados gêneros musicais possuem ideias melódicas que são clichês dentro do universo da improvisação, estas ideias são chamadas de “Licks”, que nada mais são do que fragmentos de frases com ideias curtas e repetidas, muito difundidas ao longo das décadas dentro do Rock e do Blues.

Este material irá te dar uma base de como aplicar estas ideias dentro de seus solos e improvisos e em como acrescentar estes licks para aumentar seu vocabulário.

Vejam os abaixo alguns guitarristas que usei como referência para criar alguns dos licks:

GUITARRISTAS DE ROCK E BLUES



JIMMY PAGE




RITCHIE BLACKMORE



ERIC JOHNSON



ZAKK WYLDE




ERIC CLAPTON



STEVIE RAY VAUGHAN



ROBBEN FORD



LARRY CARLTON

LICKS DE ROCK E BLUES

MÓDULO 01 – LICKS DE ROCK SOBRE A PENTA MENOR

Exemplo 01 – Lick usando o modelo 2 + bends

Exemplo 01

Exemplo 02 – Lick usando pull-off + bend and release + vibrato

Exemplo 02

Exemplo 03 – Lick usando ligados na penta

Exemplo 03

Exemplo 04 – Lick usando ligados e repetição de motivos

Exemplo 04

Exemplo 05 – Lick com repetição de notas (Estilo Jimmy Page)

Exemplo 05

Exemplo 06 – Lick combinando penta blues e modo dórico (Estilo Ritchie Blackmore)

Exemplo 06

Exemplo 07 – Lick usando padrões na vertical

Exemplo 07

MÓDULO 02 – LICKS DE ROCK SOBRE A PENTA MAIOR

Exemplo 01 – Lick usando hammer-on + bend and release

Exemplo 01

Exemplo 02 – Lick combinando hammer-on e pull off

Exemplo 02

Exemplo 03 – Lick combinando bends e ligados

Exemplo 03

Exemplo 04 – Lick combinando diferentes tipos de bends

Exemplo 04

Exemplo 05 – Lick usando repetição de motivos + double stops

Exemplo 05

Exemplo 06 – Lick com digitação aberta (Estilo Zakk Wylde)

Exemplo 06

Exemplo 07 – Lick usando salto de cordas

Exemplo 07

Exemplo 08 – Lick na penta + arpejo (Estilo Eric Johnson)

Exemplo 08

15 3 3 3 3 16

T
A
B

5 7 9 7 7 9 11 9 10 7 9 12 10

Uso Não Comercial
Starling Academy of Music

MÓDULO 03 – LICKS DE BLUES NA PENTA MENOR

Exemplo 01 – Lick sobre a penta blues

Exemplo 01

TAB: 7 5 5 8 5 8 7 5 7 7 5 | 7 5 7 6 5 8 5

Exemplo 02 – Lick combinando ligados + slide

Exemplo 02

TAB: 6 7 5 5 7 5 8 9 8 9 7 5 | 7 5 7 5 7 5 7 5 7 5 7

Exemplo 03 – Lick combinando arpejo + bend reverso (Estilo SRV)

Exemplo 03

TAB: 8 9 8 8 9 10 8 10 9 10 | 7 5 7 7 7 7 7 7 7 7 7

Exemplo 04 – Lick com diferentes tipos de bends

Exemplo 04

TAB: 15 12 15 15 15 12 15 13 14 15 13 | 14 12 14 13 12 15 12

Exemplo 05 – Lick combinando bends + variação rítmica (Estilo Eric Clapton)

Exemplo 05 musical notation. The top staff is in treble clef, starting at measure 9. It features a sequence of triplets of eighth notes. The bottom staff is in TAB format, showing fret numbers 20, 17, 19, 20, 19, 17, 19, 20, 19, 17, 19, 17. Bends are indicated with arrows and the word "full". A "let ring" instruction is present between measures 9 and 10.

Exemplo 06 – Lick usando bend de 1 tom e meio

Exemplo 06 musical notation. The top staff is in treble clef, starting at measure 11. It features a sequence of triplets of eighth notes. The bottom staff is in TAB format, showing fret numbers 14, 12, 14, 13, 14, 15, 13, 14, 12, 14, 14, 13, 17, 17, 16, 15, 13, 15, 12, 13. Bends are indicated with arrows and values 1/4 and 1 1/2.

Exemplo 07 – Lick usando penta blues + cromatismo

Exemplo 07 musical notation. The top staff is in treble clef, starting at measure 13. It features a sequence of triplets of eighth notes. The bottom staff is in TAB format, showing fret numbers 8, 5, 8, 5, 8, 5, 8, 7, 5, 7, 7, 7, 5, 7, 5, 6, 7. Bends are indicated with arrows and values 1/4 and P.

Exemplo 08 – Lick usando sobreposição de tríades

Exemplo 08 musical notation. The top staff is in treble clef, starting at measure 15. It features a sequence of triplets of eighth notes. The bottom staff is in TAB format, showing fret numbers 7, 5, 5, 7, 5, 8, 7, 8, 7, 9, 8, 7, 10. Bends are indicated with arrows and values 1/4 and P.

MÓDULO 04 – LICKS DE BLUES SOBRE A PENTA MAIOR

Exemplo 01 – Lick usando penta blues + ligados + bend

Musical notation for Exemplo 01, showing a lick in 4/4 time with a key signature of one sharp (F#). The notation includes a treble clef staff with a repeat sign, a guitar staff with fret numbers, and a tablature staff. The lick consists of two measures. The first measure contains a triplet of eighth notes (F#, G, A) with a 'H' (hammer-on) above the first note, followed by a triplet of eighth notes (B, C, D) with a 'P' (pull-off) above the first note, and another triplet of eighth notes (E, F#, G) with a 'P' above the first note. The second measure contains a triplet of eighth notes (A, B, C) with a 'H' above the first note, followed by a quarter note (D) with a 'full' bend above it, and a quarter note (E) with a 'P' above it. The tablature shows fret numbers: 3, 4, 2, 4, 2, 4, 4, 2, 4, 2, 3, 4, 2.

Exemplo 02 – Lick usando double stops (Estilo Larry Carlton)

Musical notation for Exemplo 02, showing a lick in 3/4 time with a key signature of one sharp (F#). The notation includes a treble clef staff with a repeat sign, a guitar staff with fret numbers, and a tablature staff. The lick consists of two measures. The first measure contains a triplet of eighth notes (F#, G, A) with a 'H' above the first note, followed by a quarter note (B) with a 'P' above it, and a quarter note (C) with a 'P' above it. The second measure contains a triplet of eighth notes (D, E, F#) with a 'H' above the first note, followed by a quarter note (G) with a 'P' above it, and a quarter note (A) with a 'P' above it. The tablature shows fret numbers: 2, 4, 2, 2, 5, 6, 5, 5, 5, 7, 5, 5, 5, 7, 5, 6, 5, 4, 2.

Exemplo 03 – Lick usando cromatismo

Musical notation for Exemplo 03, showing a lick in 4/4 time with a key signature of one sharp (F#). The notation includes a treble clef staff with a repeat sign, a guitar staff with fret numbers, and a tablature staff. The lick consists of two measures. The first measure contains a triplet of eighth notes (F#, G, A) with a 'H' above the first note, followed by a triplet of eighth notes (B, C, D) with a 'P' above the first note, and another triplet of eighth notes (E, F#, G) with a 'P' above the first note. The second measure contains a triplet of eighth notes (A, B, C) with a 'H' above the first note, followed by a triplet of eighth notes (D, E, F#) with a 'P' above the first note, and another triplet of eighth notes (G, A, B) with a 'P' above the first note. The tablature shows fret numbers: 12, 10, 8, 9, 10, 9, 11, 10, 11, 9, 12, 9, 10, 11.

Exemplo 04 – Lick usando intervalos de sexta

Musical notation for Exemplo 04, showing a lick in 4/4 time with a key signature of one sharp (F#). The notation includes a treble clef staff with a repeat sign, a guitar staff with fret numbers, and a tablature staff. The lick consists of two measures. The first measure contains a triplet of eighth notes (F#, G, A) with a 'sl' (slide) above the first note, followed by a triplet of eighth notes (B, C, D) with a 'sl' above the first note, and another triplet of eighth notes (E, F#, G) with a 'sl' above the first note. The second measure contains a triplet of eighth notes (A, B, C) with a 'sl' above the first note, followed by a triplet of eighth notes (D, E, F#) with a 'sl' above the first note, and another triplet of eighth notes (G, A, B) with a 'sl' above the first note. The tablature shows fret numbers: 10, 10, 12, 14, 12, 10, 10, 11, 11, 12, 12, 14, 12, 11.

Exemplo 05 – Lick usando arpejo + quarta justa

Musical notation for Exemplo 05, showing a lick in 4/4 time with a key signature of one sharp (F#). The notation includes a treble clef staff with a repeat sign, a guitar staff with fret numbers, and a tablature staff. The lick consists of two measures. The first measure contains a triplet of eighth notes (F#, G, A) with a 'H' above the first note, followed by a triplet of eighth notes (B, C, D) with a 'P' above the first note, and another triplet of eighth notes (E, F#, G) with a 'P' above the first note. The second measure contains a triplet of eighth notes (A, B, C) with a 'H' above the first note, followed by a triplet of eighth notes (D, E, F#) with a 'P' above the first note, and another triplet of eighth notes (G, A, B) with a 'P' above the first note. The tablature shows fret numbers: 3, 5, 4, 5, 7, 5, 7, 6, 7, 9, 8, 10, 9, 10, 12, 10, 9, 10, 8.

Exemplo 06 – Lick usando padrões

Musical notation for Exemplo 06, showing a guitar lick with standard notation and TAB. The lick consists of eighth notes with triplets and a final quarter note.

Exemplo 07 – Lick usando cromatismo (Estilo Robben Ford)

Musical notation for Exemplo 07, showing a guitar lick with standard notation and TAB. The lick features chromatic movement and a final quarter note.

Exemplo 08 – Lick usando cromatismo

Musical notation for Exemplo 08, showing a guitar lick with standard notation and TAB. The lick features chromatic movement and a final quarter note.